


B O U F X M A S S T O C K I N G P R O J E C T

20 STITCH REPEAT



FRONT RIB

Cast on 60 Stitches in Red
2X2 Rib:
Row 1: *Knit 2, Purl 2* Repeat
Row 2: *Purl 2, Knit 2* Repeat
Repeat rows 1 & 2 until you reach 60 Rows

STOCKING FRONT

Follow Fair Isle grid 3 X 20 stitch repeat for 123 rows

SOCK TOE

Change to Red
Decrease one each end every other row until 40 stitches:
Row 1: Purl
Row 2: Knit 2 Together, Knit until last 2 stitches, Knit 2 Together
Repeat rows 1 & 2 until 40 Stitches
Decrease one each end every row until 20 stitches:
Knit 2 Together each end of every row until 20 Stitches
Increase one each end every row until 60 stitches:
Row 1: Make 1, Purl until last stitch, Make 1
Row 2: Make 1, Knit until last stitch, Make 1
Repeat 2 rows until 60 stitches

UNDER FOOT

Change to White
Stocking stitch for 43 rows

HEEL

Change to Red
Decrease one each end every other row until 20 stitches:
Row 1: Purl 2 Together, Purl until last 2 stitches, Purl 2 Together
Row 2: Knit 2 Together, Knit until last 2 stitches, Knit 2 Together
Repeat rows 1 & 2 until 20 Stitches
Increase one each end every row until 60 stitches:
Row 1: Make 1, Purl until last stitch, Make 1
Row 2: Make 1, Knit until last stitch, Make 1
Repeat 2 rows until 60 stitches

STOCKING BACK

Change to Blue
Stocking stitch for 80 rows

BACK RIB

2X2 Rib:
Row 1: *Knit 2, Purl 2* Repeat
Row 2: *Purl 2, Knit 2* Repeat
Repeat rows 1 & 2 until you reach 70 Rows
Cast off

FINISHING

Sew up Heel and Toe joins
Sew up each side of stocking
Add tie to back and Pompoms to decorate

KNIT YOUR OWN
L O N D O N
UNDERGROUND
KATIE JONES X BOUF
S T O C K I N G

GETTING STARTED
4mm Needles
DK Wool




TIP
Using duplicate stitch you can embroider initials into stocking back for that individual touch!


Remember to tag
[#xmasstockingproject](#)
[@boufdotcom](#) and
[@katiejonesknit](#) in any uploads so we can share your photos!

BOUF XMAS STOCKING PROJECT

STOCKING FRONT
ENLARGED
PATTERN
20 STITCH REPEAT



PATTERN CONTINUED



This stocking design is a Fair Isle pattern made up from iconic TFL Underground seat covers. Designed by Katie Jones for BOUF. Can you spot all the lines?

Visit Piccadilly Circus Station to find our GIANT Xmas Stocking and the Bouf Stocking Filler Pop Up shop!

Remember to tag [#xmasstockingproject](#) [@boufdotcom](#) and [@katiejonesknit](#) in any uploads so we can share your photos!